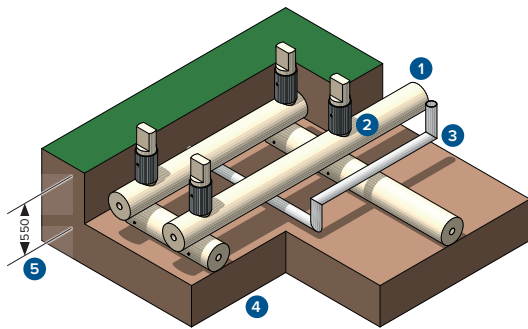


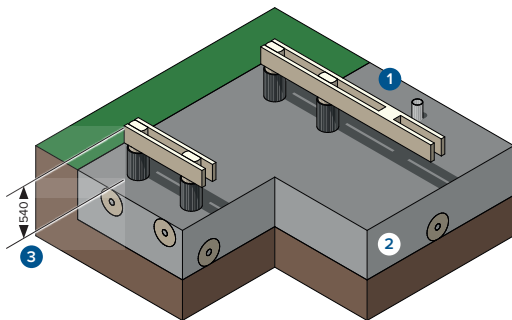
TIMBER POLE RAFT FOUNDATION TYPICAL CONSTRUCTION DETAILS

Type RFTX1

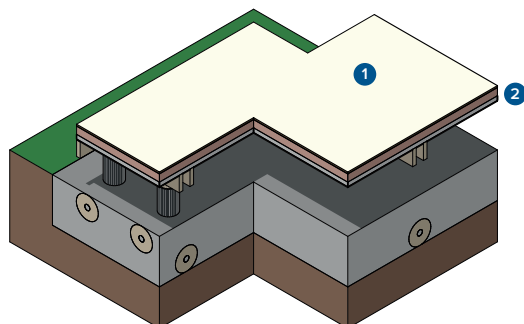
Raft Foundation – cross laminated timber floor with lightweight claddings*



- 1 Ø275 H5 MultiPole UniLog secondary foundation beams laid over primary foundation beams in a perpendicular lattice. The Raft Foundation footprint is generally within the building footprint.
- 2 Ø180 H5 UniLog jack studs (with pressed PE pipe sleeve) pre-scalloped to fit over foundation beams are fixed with proprietary connection. Jack stud tops scarfed for seating of primary timber bearers.
- 3 Underground services can be placed between, under and over beams as required, or hung under suspended floor.
- 4 Subsoil with minimum Ultimate Bearing Capacity (UBC) of 100kPa.
- 5 Standard pit excavation depth.



- 1 2/190 x 45 H3.2 SGB primary timber bearers are seated onto and fixed either side to scarfed UniLog jack studs with solid blocking at mid-span.
- 2 Excavated pit fill material is replaced in accordance with geotechnical engineers design with minimum Ultimate Bearing Capacity (UBC) of 100kPa.
- 3 Minimum height to top of primary timber bearers above ground level.



- 1 75mm cross laminated timber (CLT) floor installed over primary timber bearers.
- 2 Underfloor insulation laid between timber joists, and over optional sub-floor lining.

* Lightweight claddings as determined by the relevant NZ building codes