

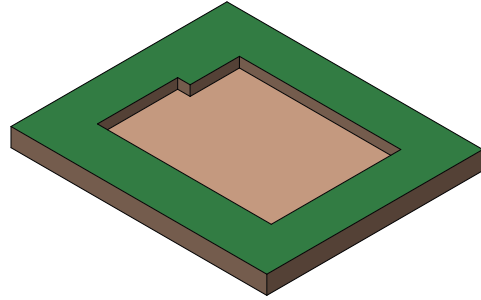
TIMBER POLE RAFT FOUNDATION TYPICAL CONSTRUCTION SEQUENCE

Type RFCS1

Raft Foundation – suspended concrete floor with lightweight claddings*

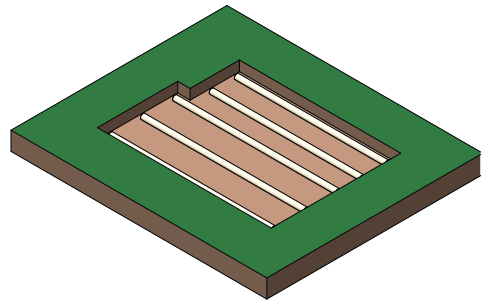
1

Raft Foundation pit excavated.



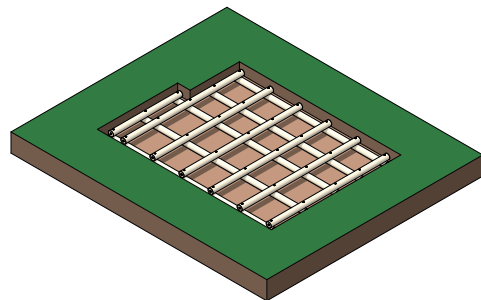
2

MultiPole UniLog primary foundation beams laid over Geo Cloth.



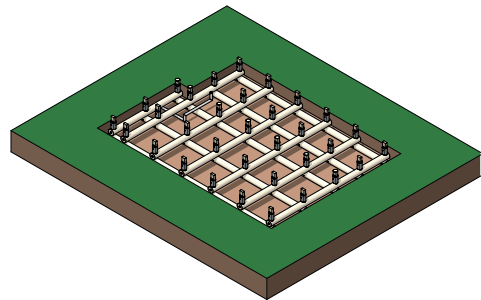
3

MultiPole UniLog secondary foundation beams placed over primary foundation beams in a specifically designed perpendicular lattice. Beams are prepared for proprietary connections.



4

UniLog jack studs are connected to foundation beams, levelled and scarfed. Underground services can be placed under, over and between foundation beams as required.

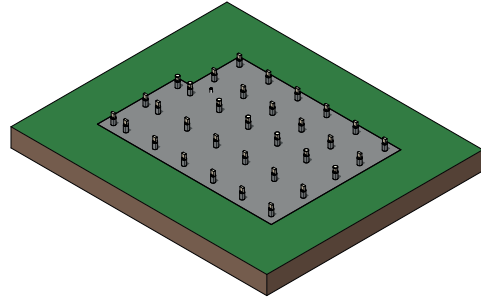


* Lightweight claddings as determined by the relevant NZ building codes

TIMBER POLE RAFT FOUNDATION TYPICAL CONSTRUCTION SEQUENCE

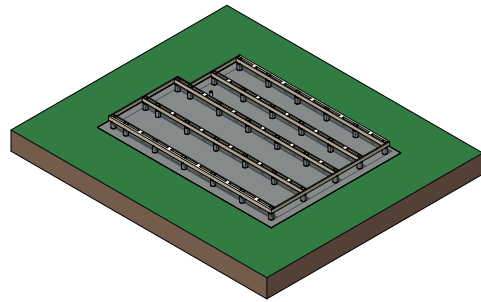
5

Excavated pit fill material placed and compacted.



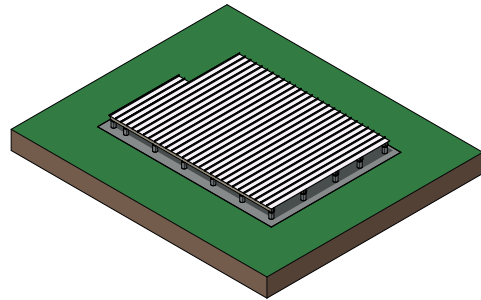
6

Primary timber bearers are seated onto scarfed jack studs.



7

Tray-dec installed over timber bearers.



8

Concrete floor laid over Tray-dec.

